

SAGIS Weekly Imports & Exports

Date: 5 December 2024

This report presents the reader with a visual representation of the latest SAGIS weekly export figures as published on 5 December 2024 with respect to the current 2024/25 summer grain and winter grain marketing season in relation to historical periods.

White & Yellow Maize Exports:

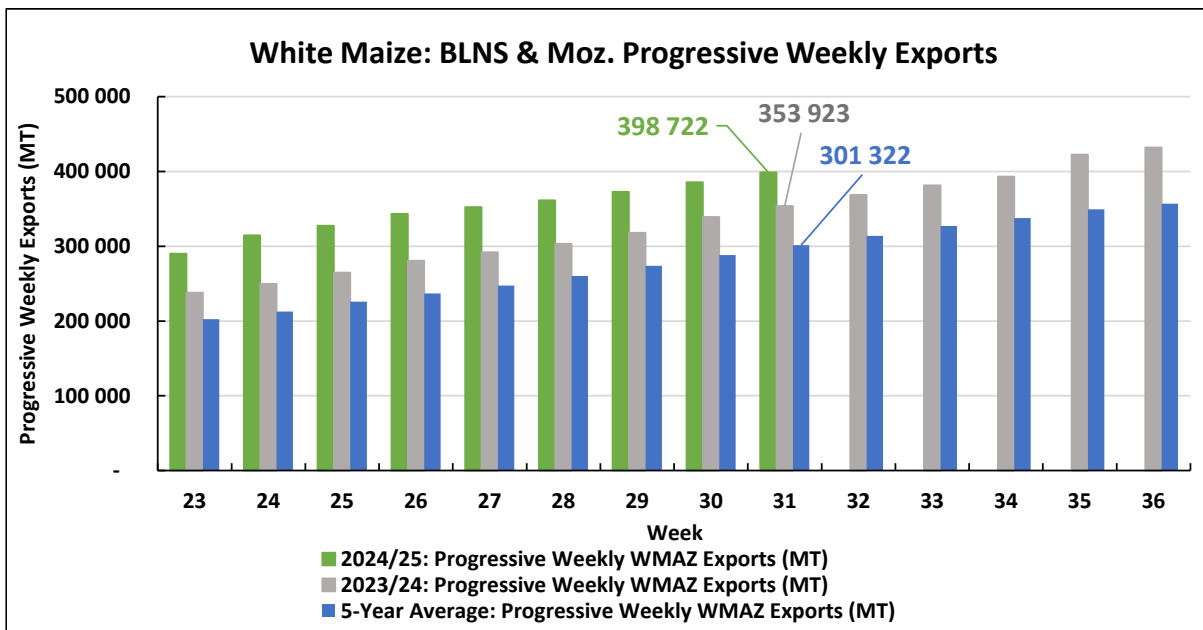


Figure 1: White Maize: BLNS & Moz. Progressive Weekly Exports

Source: SAGIS

Table 1: White Maize Exports to Date

White Maize (WMAZ)	2024/25: Weekly Exports (Week 31) (MT)	2024/25: Progressive Weekly Exports (Week 31) (MT)	2023/24: Weekly Exports (Week 31) (MT)	2023/24: Progressive Weekly Exports (Week 31) (MT)	5-Year Average: Progressive Weekly Exports (Week 31) (MT)
BNLS & Moz: WMAZ exports to date	13 073	398 722	14 781	353 923	301 322
Other Cross Border: WMAZ exports to date	17 241	488 073	8 487	95 498	44 197
Harbour: WMAZ exports to date	-	137	-	114 580	117 150
Total: WMAZ exports to date	30 314	886 932	23 268	564 001	462 670

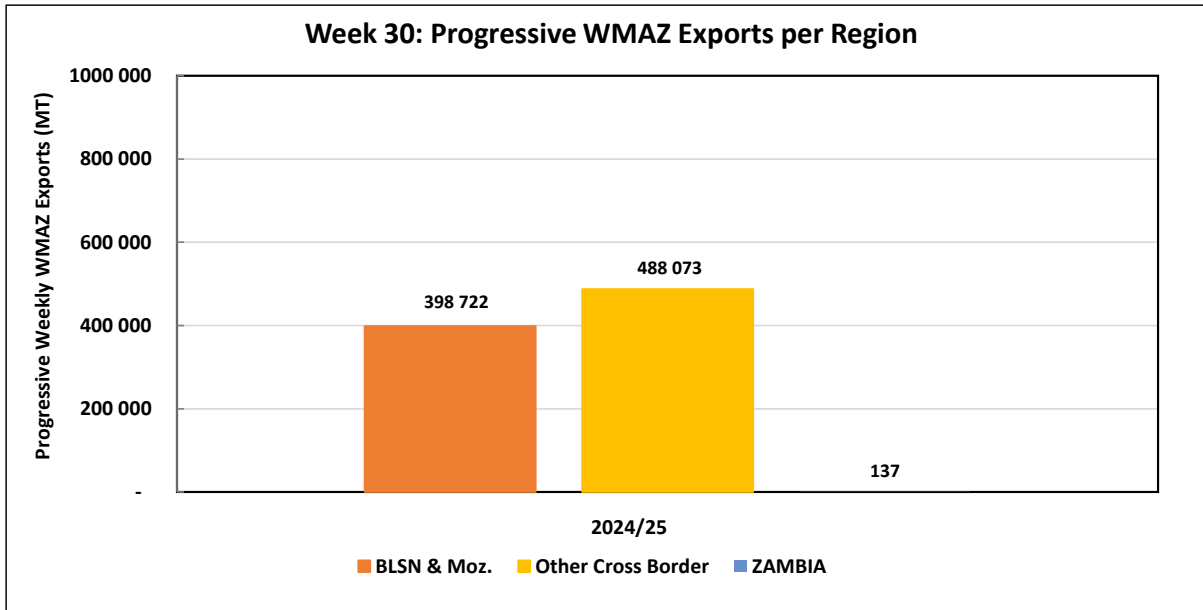


Figure 2: White Maize: Progressive Exports per Region

Source: SAGIS

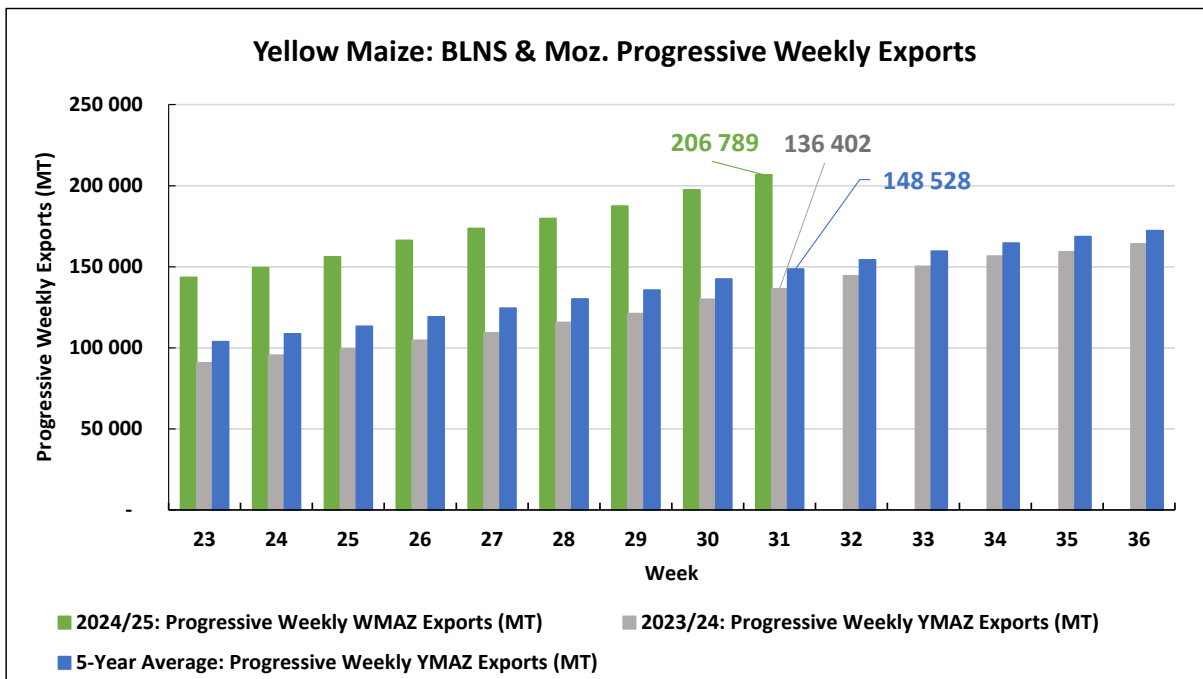


Figure 3: Yellow Maize: BLNS & Moz. Progressive Weekly Exports

Source: SAGIS



Table 2: Yellow Maize Exports to Date

Yellow Maize (YMAZ)	2024/25: Weekly Exports (Week 31) (MT)	2024/25: Progressive Weekly Exports (Week 31) (MT)	2023/24: Weekly Exports (Week 31) (MT)	2023/24: Progressive Weekly Exports (Week 31) (MT)	5-Year Average: Progressive Weekly Exports (Week 31) (MT)
BNLS & Moz: YMAZ exports to date	9 384	206 789	6 474	136 402	148 528
Other Cross Border: YMAZ exports to date	12 146	268 124	6 933	51 875	29 028
Harbour: YMAZ exports to date	-	4 510	-	1 664 796	1 223 671
Total: YMAZ exports to date	21 530	479 423	13 407	1 853 073	1 401 227

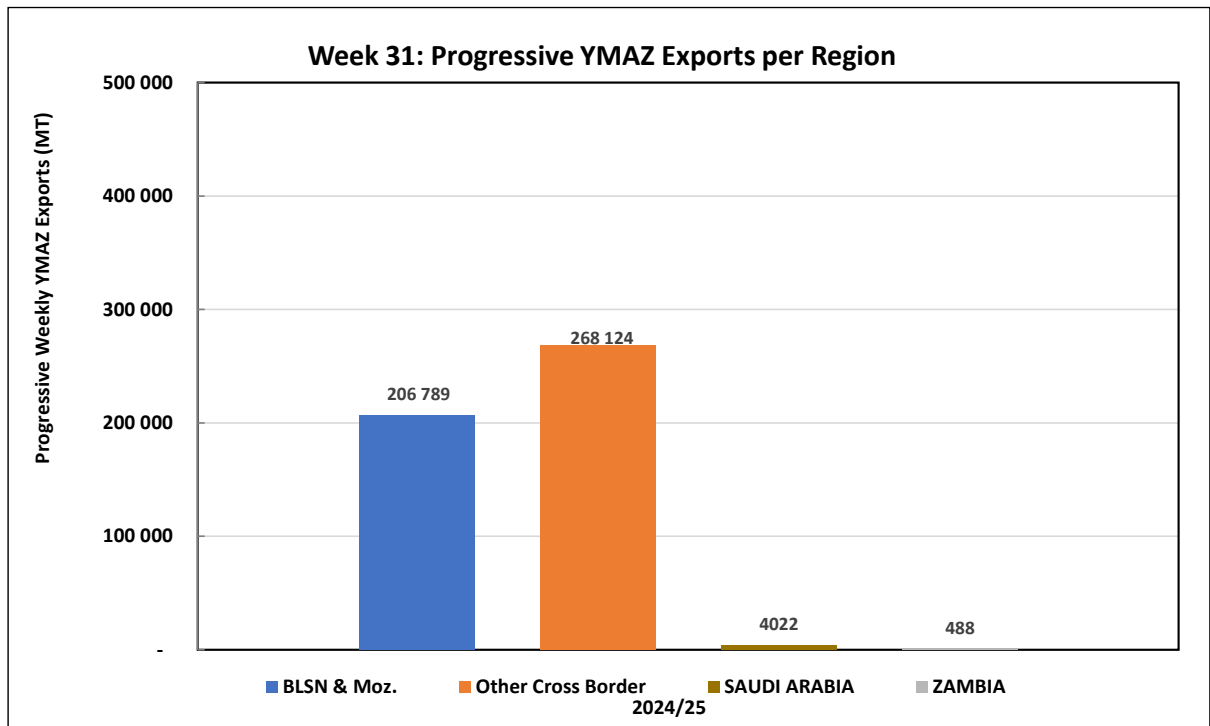


Figure 4: Yellow Maize: Progressive Exports per Region

Source: SAGIS



Wheat Imports:

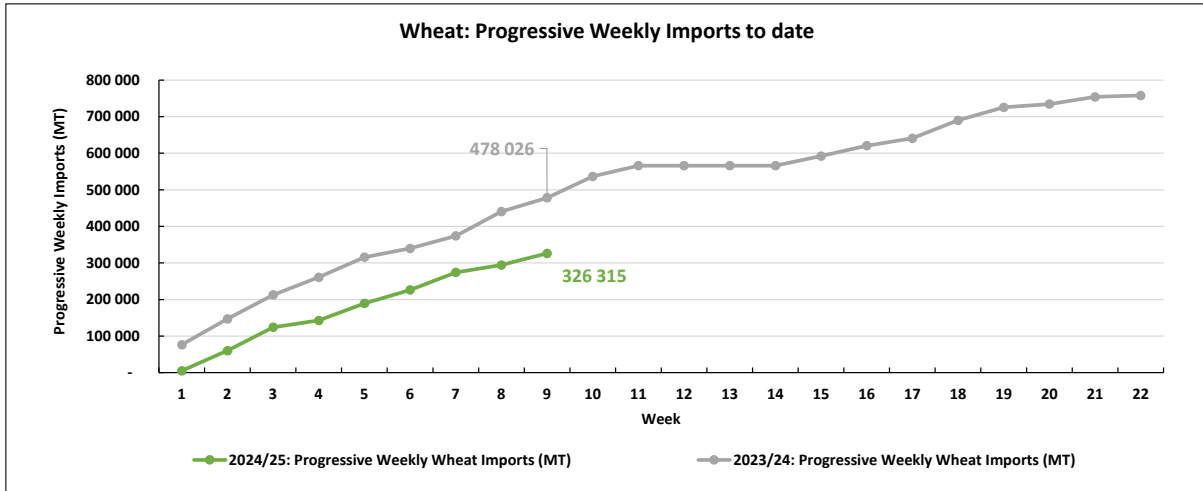


Figure 5: Wheat: Progressive Weekly Imports to date
Source: SAGIS

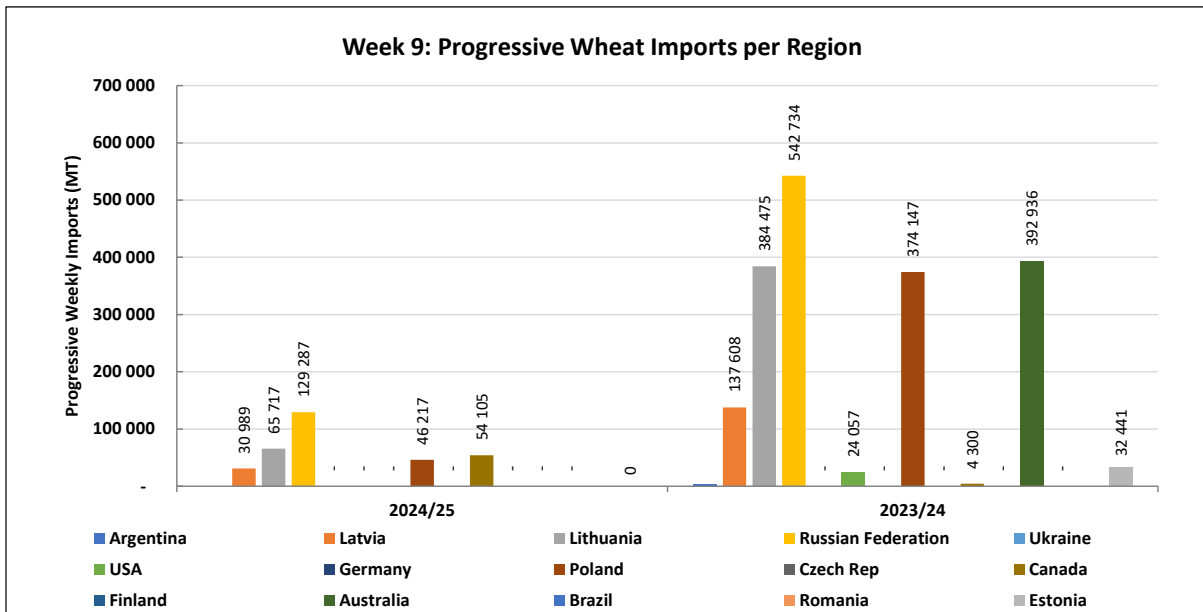


Figure 6: Wheat: Progressive Imports per Region
Source: SAGIS

Table 3: Weekly Wheat Imports

Wheat (WEAT)	Argentina	Australia	Brazil	Germany	Estonia	Latvia	Lithuania	Poland
2024/25: Weekly WEAT Imports (Week 8) (MT)	-	-	-	-	-	-	-	-
	Russian Federation	USA	Romania	Ukraine	Australia	Czech Rep	Canada	Finland
	31,892	-	-	-	-	-	-	-



Vanguard Derivatives (Pty) Ltd.
Bryanston, Johannesburg, South Africa
Tel: (+27) 011 244 6902
Email: research@vanguardsa.co.za
Website: www.vanguardsa.co.za

Disclaimer, legal and copyright:

This report is for informational purposes only. It does not constitute an offer, or solicitation to trade and should not be construed as a recommendation, or advice, to enter into, or to refrain from entering into, any transaction. Whilst all reasonable steps are taken to ensure the accuracy and integrity of information and data contained herein, no responsibility is assumed by Vanguard Derivatives (Pty) Ltd, its employees, consultants, suppliers or any of the references used, for any errors, omissions, or losses of any nature which may arise from any research or opinion expressed herein. The reader and or user is cautioned that information is not necessarily complete and that opinions from the abovementioned individuals may differ, or be based on contrary analysis techniques and that their opinions may change over time. The losses in trading can be substantial and the reader should not engage in such trading unless he/she fully understand all the potential risks and is certain that derivatives are the appropriate instruments for the reader/user's circumstances. Copyright subsists in this research and analysis. Unauthorized use, or re-distribution thereof is prohibited by law. Furthermore, no part of this report may be permanently copied, or reproduced on any other website. All rights are reserved. Any and all information is subject to change without notice and any liability that would, or could, arise as a result of the contents of this report is hereby excluded to the fullest extent allowed by law.